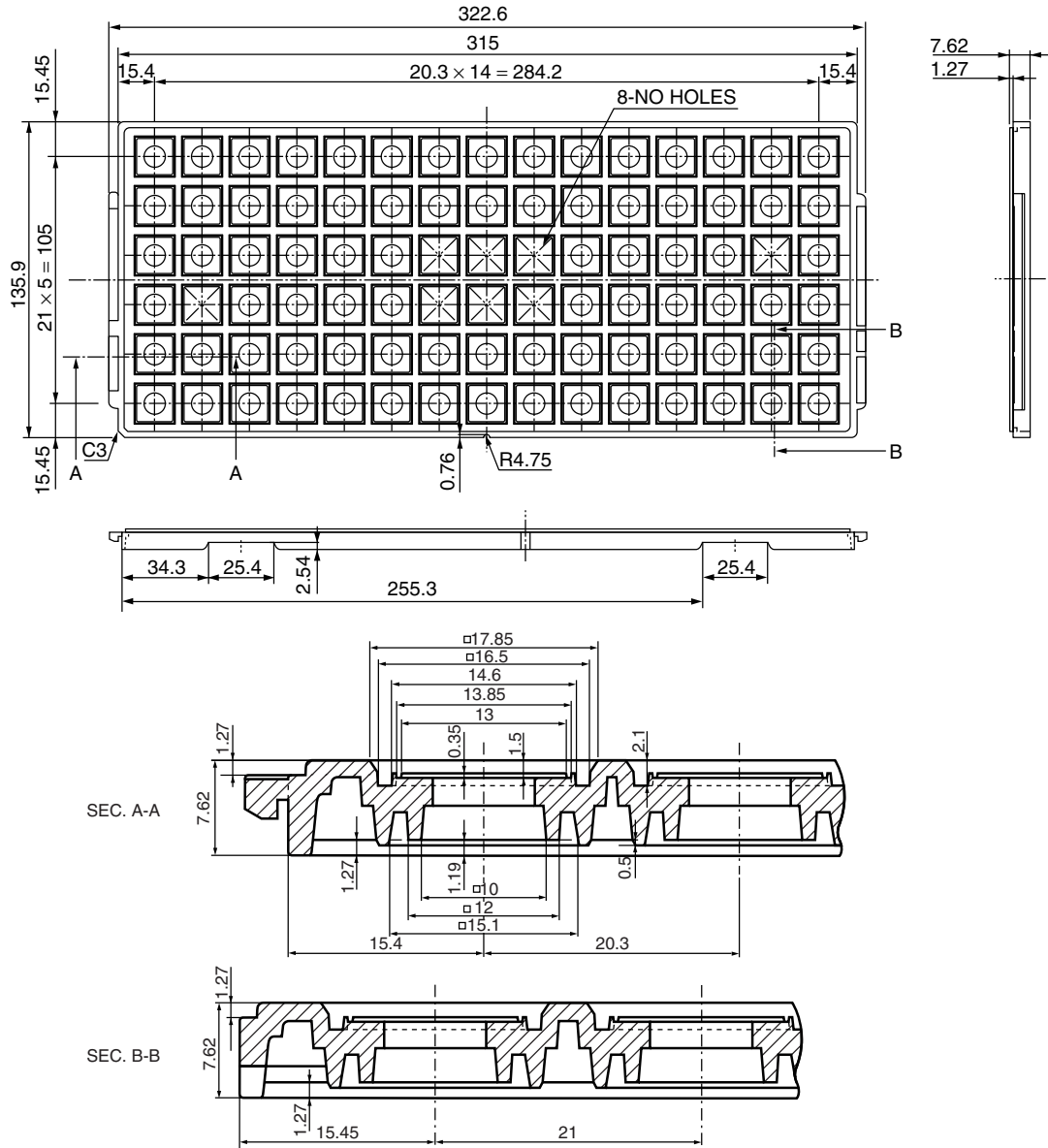


LQFP80, 100, 120

PKG code	Maximum storage capacity			PKG code	Maximum storage capacity		
	pcs/tray	pcs/inner box	pcs/outer box		pcs/tray	pcs/inner box	pcs/outer box
FPT-80P-M11	90	900	3600	FPT-120P-M05	90	900	3600
FPT-80P-M22	90	900	3600	FPT-120P-M24	90	900	3600
FPT-100P-M05	90	900	3600	FPT-160P-M05	90	900	3600
FPT-100P-M20	90	900	3600				

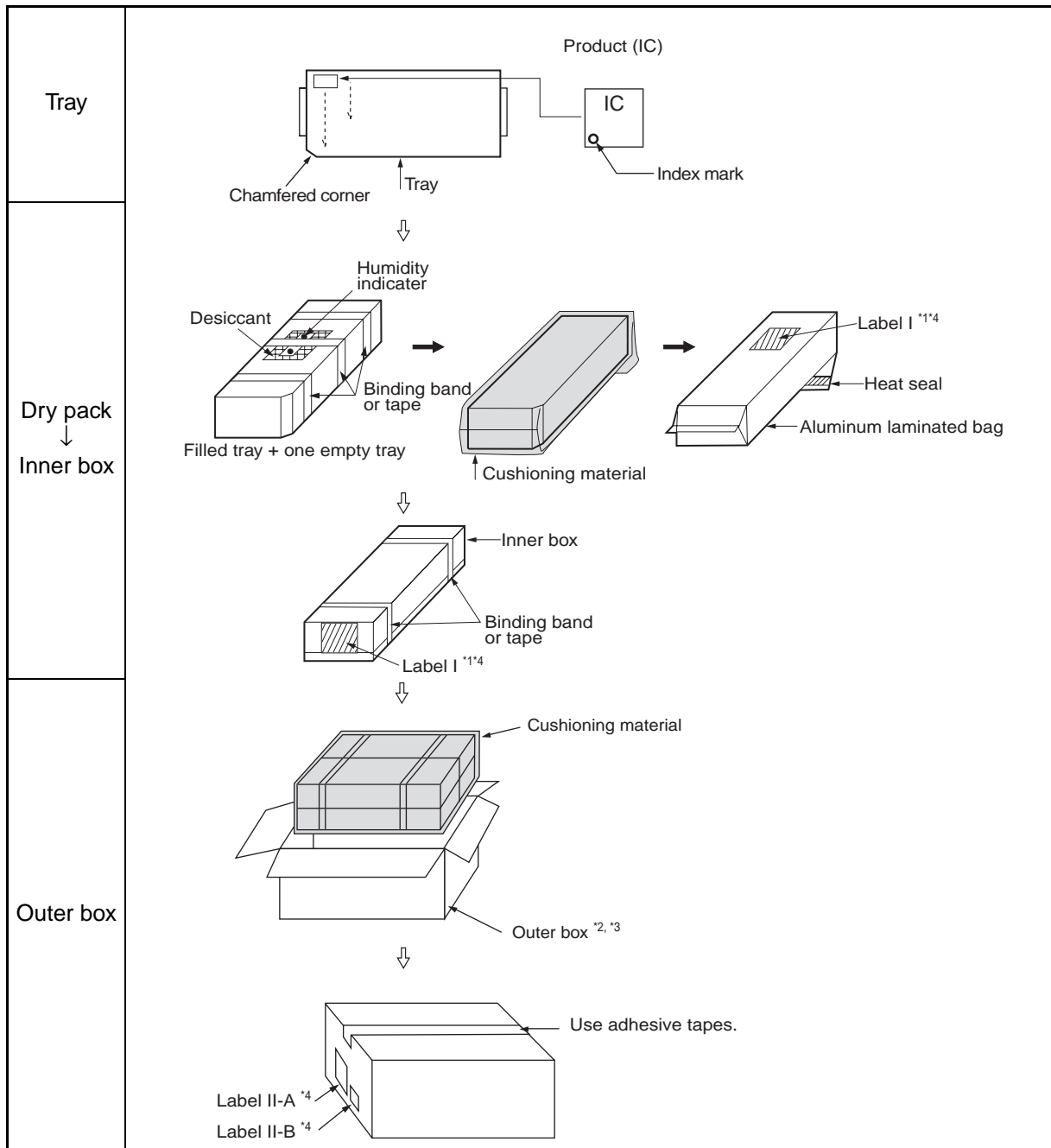


©2003-2008 FUJITSU MICROELECTRONICS LIMITED TQFP14 x 14 x 1.4 : JHB-TQ141414F-5-D-3

(Dimensions in mm)

Material : Conductive polyphenyleneether
Heat proof temperature : 125 °C Max
Weight : 153 g

■ IEC (JEDEC) TRAY Dry Pack Packing Specifications



*1: For a product of which part number is suffixed with "E1", a "G" and "Pb" marks is display to the moisture barrier bag and the inner boxes.

*2: The size of the outer box may be changed depending on the quantity of inner boxes.

*3: The space in the outer box will be filled with empty inner boxes, or cushions, etc.

*4: Please refer to an attached sheet about the indication label.

Note: The packing specifications may not be applied when the product is delivered via a distributor.

Product label indicators

**Label I: Label on Inner box/Moisture Barrier Bag/ (It sticks it on the reel for the emboss tapping) [C-3 Label (50mm x 100mm)
Supplemental Label (20mm x 100mm)]**

XXXXXXXXXXXXXXXX (Customer part number or FJ part number)		G Pb	← C-3 Label
(3N)1 XXXXXXXXXXXXXXXX XXX	(Part number and quantity)	(LEAD FREE mark)	
		QC PASS	
(3N)2 XXXXXXXXXXXXXXXX XXXXXX	(FJ control number)		
XXX pcs	(Quantity)		
XXXXXXXXXXXXXXXXXXXX	(Customer part number or FJ part number)		
		(Customer part number or FJ part number bar code)	
XXXX/XX/XX (Packed years/month/day)	ASSEMBLED IN	xxxx	← Perforated line
XXXXXXXXXXXXXXXXXXXX (Customer part number or FJ part number)			
		(FJ control number bar code)	← Supplemental Label
XX/XX	(Package count)	XXXX-XXX XXX	
XXXXXXXXXXXX (FJ control number)	(Lot Number and quantity)	XXXX-XXX XXX	
XXXXXXXXXXXXXXXXXXXX (Comment)			

Label II-A: Label on Outer box [D Label] (100mm x 100mm)

発注者 XXXXXXXXXXXXXXXX (Customer Name) (CUST.)		受注者 (VENDOR) 富士通マイクロ		← D Label
受渡場所名 XXXXXXXXXXXXXXXX (Delivery Address) (DELIVERY POINT)		エレクトロニクス株式会社		
納品キー番号 XXXXXXXXXXXXXXXX (TRANS.NO.) (FJ control number)		XXX (FJ control number)		
品名コード XXXXXXXXXXXXXXXX (PART NO.) (Customer part number or FJ part number)		XXX (FJ control number)		
		XXXXXXXXXXXXXXXXXXXX (Part number)		
品名 (PART NAME) XXXXXXXXXXXXXXXX (Part number)				
入数/納入数量 XXX/XXX (Q'TY/TOTAL Q'TY)		単位 XX (UNIT)		
発注者用備考 (CUSTOMER'S REMARKS) XXXXXXXXXXXXXXXXXXXX		梱包個数 (PACKAGE COUNT) XXX/XXX		
(3N)3 XXXXXXXXXXXXXXXX XXX	(FJ control number + Product quantity)			
		(FJ control number + Product quantity bar code)		
(3N)4 XXXXXXXXXXXXXXXX XXX	(Part number + Product quantity)			
		(Part number + Product quantity bar code)		
(3N)5 XXXXXXXXXXXXXXXX	(FJ control number)			
		(FJ control number bar code)		

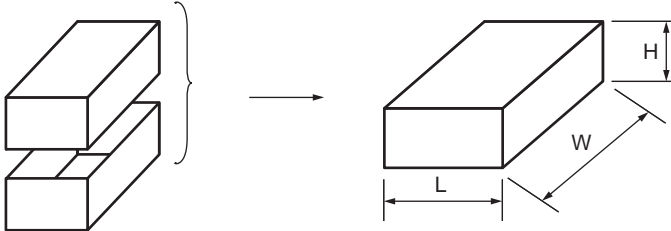
Label II-B: Outer boxes product indicate

XXXXXXXXXXXXXXXXXXXX (Part number)		
(Lot Number)	(Count)	(Quantity)
XXXX-XXX	X 箱	XXX 個
XXXX-XXX	X 箱	XXX 個
	計	XXX 個

Note: Depending on shipment state, "Label II-A" and "Label II-B" on the external boxes might not be printed.

■ Dimensions for Containers

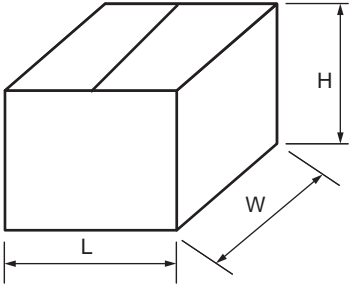
1. Dimensions for inner box



L	W	H
165	360	75

(Dimensions in mm)

2. Dimensions for outer box



L	W	H
355	385	195

(Dimensions in mm)